

PV Component
Product Manual

光伏元器件
产品手册



SINGI[®] 信基伟业

建筑电气 & 智能家居集成商 **国家高新技术企业**

Building electrical & intelligent household integrator
National high-tech enterprises



上海奉贤庄行欧洲工业园区的上海信基工业园
Shanghai Singi Electrical Co. Ltd



浙江信基电气股份有限公司工业园
Zhejiang Singi Electrical LLC

关于我们 About Us

信基伟业始创于1995年,是目前国内知名的建筑电气&智能家居集成商;专业研发和生产智能光纤信息箱、墙壁式无线路由器、吸顶式无线路由器、电脑线、电视线、照明配电箱、小型断路器、家居安防线缆、开关插座等。

Singi Electric was established in 1995 and now become the well-known building electric integrator. Singi are professional in producing fiber information box, wall-type WIFI router, roof-type WIFI router, low voltage cables, circuit breaker, wall switch and etc.

核心价值观:

- 以客户为中心;
- 以奋斗者为本,尊重个人,制度至上;
- 尽一切可能创新产品和管理;
- 正直、协作、效率、分享。

Core Values:

- Customer focus;
- Take the strivers as the foundation, respect the individual, and put the system first;
- Innovate products and management as much as possible;
- Integrity, collaboration, efficiency and sharing.

核心使命:

- 聚焦客户所想,以信赖的品质,做用户电气安全的好伙伴;
- 让更多善良的人因公司的久远存续得到帮助。

Core Mission:

- Focus on customers' needs, and be a good partner for users' electrical safety with reliable quality;
- Let more kind-hearted people get help because of the long-term existence of the company.

企业愿景:

提供客户称道的产品和服务,更提供安全和解决方案。

Enterprise Vision:

Provide products and services that customers praise, and provide security and solutions.

发展历程

Development History

企业成长期

- 1995年 | 信基电器厂(信基伟业前身)成立
- 1999年 | 与正泰集团、鸿雁电气结为战略合作联盟

二次创业期

- 2001年 | 浙江信基电气股份有限公司、上海信基电气有限公司成立
- 2003年 | 与西蒙电气、霍尼韦尔朗能公司结为战略合作联盟

跨越发展期

- 2006年 | 投资3800多万元的浙江乐清信基工业园建成并投入使用
- 2007年 | 投资2000多万元的上海奉贤信基工业园建成并投入使用
- 2009年 | 产品出口欧美、东南亚等地;产品使用于上海世博场馆建设

企业腾飞期

- 2010年 | 举办“牵手姚明,共享未来”的品牌推广,年产值突破2亿
- 2011年 | 信基伟业商标被认定为“中国驰名商标”年产值突破2.7亿
- 2012年 | 与国内多家房地产集团建立战略合作关系,年产值突破3亿
- 2013年 | 信基伟业商标被评为“中国电工十大品牌”与“保障性安居工程推荐品牌”
- 2014年 | 公司通过ISO14000环境体系认证,公司产品由太平洋保险公司承保
- 2015年 | 公司通过OHSAS18001职业健康安全管理体系
- 2016年 | 信基携手CCTV强力助推,并获得“国家高新技术企业”称号
- 2017年 | 信基荣获“中国配电箱十大品牌”称号
- 2018年 | 信基荣获“中国房地产供应商高成长型企业”称号
- 2019年 | 国家高新技术企业顺利通过复评
- 2021年 | 建筑面积40000m²新厂房投入使用

Enterprise Growth Period

- In 1995, SINGI Electric Appliance Factory (predecessor of SINGI) was founded
- In 1999, it formed a strategic cooperation alliance with CHINT Group and HONYAR Electric

Second Entrepreneurial Period

- In 2001, Zhejiang SINGI Electric Co., Ltd. and Shanghai SINGI Electric Co., Ltd. were established
- In 2003, it formed a strategic cooperation alliance with SIMON Electric and Honeywell Lunergy

Leapfrog Development Period

- In 2006, Zhejiang Yueqing SINGI Industrial Park with an investment of more than 38 million yuan was completed and put into use
- In 2007, Shanghai Fengxian SINGI Industrial Park with an investment of more than 20 million yuan was completed and put into use
- In 2009, the products were exported to Europe, America, Southeast Asia and other places; The product is used in the construction of Shanghai World Expo venues



Enterprise Take-off Period

- In 2010, the brand promotion of "holding hands with Yao Ming and sharing the future" was held, and the annual output value exceeded 200 million
- In 2011, SINGI trademark was recognized as "China's famous trademark" with annual output value exceeding 270 million
- In 2012, it established strategic cooperative relations with many domestic real estate groups, with annual output value exceeding 300 million
- In 2013, the trademark of SINGI was rated as "Top Ten Brands of CNEEC" and "Recommended Brands for Affordable Housing Project"
- In 2014, the company passed ISO14000 environmental system certification, and its products were underwritten by Pacific Insurance Company
- In 2015, the company passed OHSAS18001 occupational health and safety management system
- In 2016, SINGI joined hands with CCTV and won the title of "National High-tech Enterprise"
- In 2017, SINGI won the title of "Top Ten Brands of Distribution Box in China"
- In 2018, SINGI won the title of "China's real estate supplier high-growth enterprise"
- In 2019, the national high-tech enterprises successfully passed the re-evaluation
- By 2021, a new plant with a building area of 40000 m² will be put into use

企业实力 Enterprise Strength

是目前国内专业生产建筑电气产品的高科技民营股份制企业,公司生产员工800多人,各种管理及技术人员100多人;各类大型生产、检测设备300多台,致力于智能家居、配电控制系统产品、照明控制系统产品、低压电器和安防线缆的研发、生产和销售。

At present, it is a high-tech private joint-stock enterprise specializing in the production of building electrical products in China. The company has more than 800 production staff and 100 management and technical personnel. Multiple people; More than 300 sets of large-scale production and testing equipment of various types are dedicated to smart home, power distribution control system products, lighting control system products, low-voltage electrical appliances and safety R&D, production and sales of anti-cable.



资质荣誉

Honor Of Qualification

公司先后通过ISO9001、ISO14001、ISO45001国际管理标准三体系认证及UL、CE、CB、ETL等国际产品认证；拥有50多项专利，40多份CCC强制认证，获得“中国建筑电气知名品牌”“中国电工十大品牌”、“保障性家居工程推荐品牌”、“CCTV央视上榜品牌”、“国家高新技术企业”、“中国房地产供应商高成长型企业”等70多项荣誉。

Singi has passed ISO9001, ISO14001, ISO45001 international three system certification. Also get the international production certification of the UL, CE, CB, ETL and etc. Singi have over 50 copy rights, over 60 CCC certification. During the 20 years production experience, Singi get the over 70 titles such as “top 10 electric brand in China”, “Chinese building electric well-known brand”, “Government-subsidized housing project recommend brand” and etc.



-国家高新技术企业
National high-tech enterprises



-CCTV央视助推品牌
CCTV boosts brand



-产品责任保险证书
Product liability insurance certificate



-ISO9001质量管理体系认证
ISO9001 quality management system certification



-ISO14001环境管理体系认证
ISO14001 Environmental Management System Certification



-ISO45001职业健康安全管理体系认证
ISO45001 Occupational Health and Safety Management System Certification



-50多份专利
More than 50 patents



-40多份CCC证书
More than 40 CCC certificates



-欧盟RoHS认证
EU RoHS certification



-CE认证
CE certification



-CB认证
CB certification



-UL认证
UL certification



-ETL认证
ETL certification

工程案例 Engineering Template

多年来，SINGI信基，凭借卓越的品牌信誉和质量在竞争激烈的市场中开疆拓土，业绩斐然，产品销售网络覆盖国内各大中城市，在工程上广泛地得以应用。

在智能化信息化方面我们不断超越，在开发人性化产品的征途中，我们不遗余力，让SINGI信基的产品遍布世界每一个角落，是我们至高的追求目标。

Over the years, SINGI with its excellent brand reputation and quality, has expanded its territory in the highly competitive market, achieved remarkable results and covered its product sales network Large and medium-sized cities in China have been widely used in engineering.

In terms of intelligence and informatization, we continue to surpass. In the process of developing humanized products, we spare no effort to make the products of SINGI spread all over the world Every corner is our highest goal.

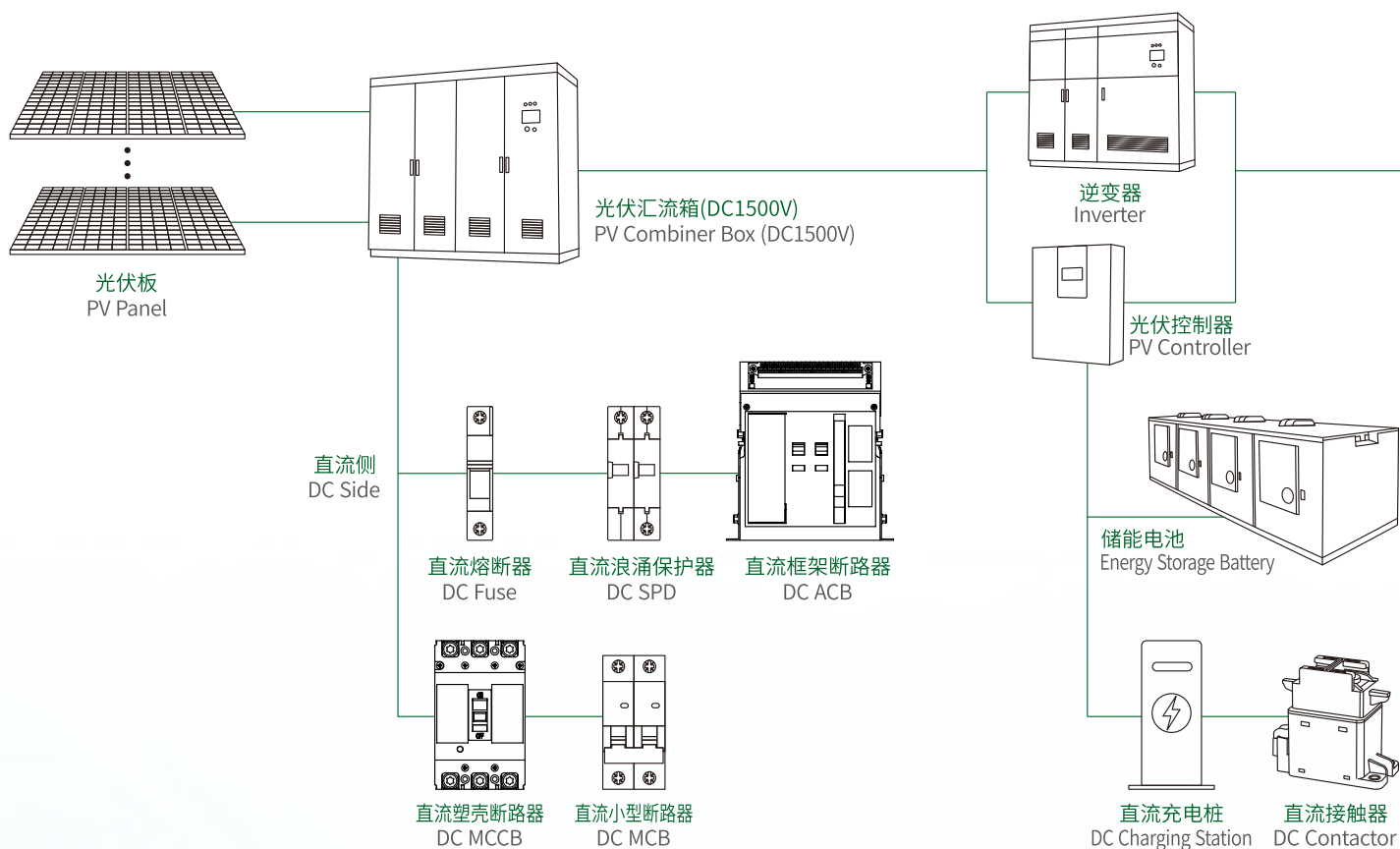


部分合作伙伴 Some of the partners



目录 Catalogue

集中式光伏系统 Centralized Photovoltaic System	07-08
分布式/户用光伏系统解决方案 Distributed/Household Photovoltaic System Solution	09-10
直流小型断路器 DC MCB	
SGB5-40P	11
SGB5-80 DC	11
SC65-63 DC	11
SWM-125 DC	11
SG65-63 DC	12
DZ47-63 DC	12
SWS1-40 直流浪涌保护器 SWS1-40 DC SPD	12
SWR-30 直流熔断器 SWR-30 DC FU	12
外置直流隔离开关 External Dc Isolating Switch	13
SW6LS-125 剩余电流动作断路器 SW6LS-125 Plastic Case Reclosure	13
SWM3Z 直流塑壳断路器 SWM3Z DC MCCB	13
SWHX光伏汇流箱 SWHX PV Combiner Box	14
GNB F01防水配电箱 GNB F01 Waterproof Distribution Box	14
SGK18 刀开关 SGK18 knife switch	14

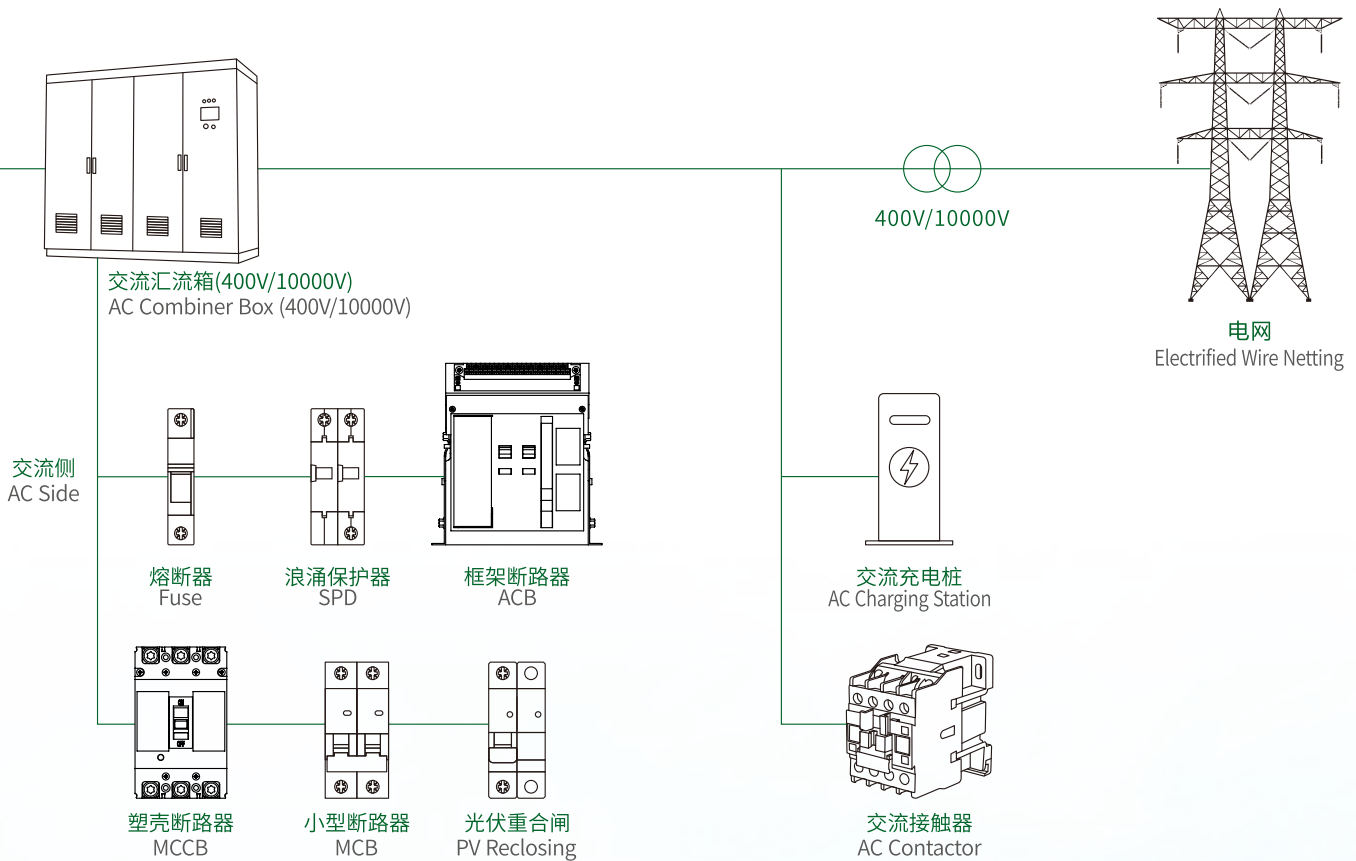


集中式光伏系统 Centralized Photovoltaic System

概述 SUMMARY

地面集中式光伏电站是通过光伏方阵将太阳能辐射能转换为电能,与公共电网相连接且共同承担供电任务。大中型光伏发电系统规模一般都在兆瓦级以上,是太阳能光伏发电进入大规模商业化发电阶段,成为电力工业组成部分的重要发展方向。大中型并网系统由光伏组件方阵、直流汇流箱、直流柜、集中式并网逆变器、交流柜、升压变压器、开关柜、电站监控系统等部分组成。地面集中式光伏电站是指利用广阔平坦的荒漠地面资源开发的光伏电站。该类型电站规模大,一般大于5MW以上规模的电站已十分常见,电站逆变输出经过升压后直接馈入110KV、330KV或者更高电压等级的高压输电网,所处环境地势平坦,光伏组件朝向一致,无遮挡。

Ground centralized photovoltaic power plants convert solar radiation energy into electrical energy through photovoltaic arrays, connect to the public power grid, and jointly undertake power supply tasks. Large and medium-sized photovoltaic generator The scale of the power system is generally above the megawatt level, indicating that solar photovoltaic power generation has entered the stage of large-scale commercial power generation and has become an important development direction as a component of the power industry. large The medium-sized grid connected system consists of photovoltaic module arrays, DC combiner boxes, DC cabinets, centralized grid connected inverters, AC cabinets, step-up transformers, switchgear, power station monitoring systems, and other components Cheng. Ground centralized photovoltaic power stations refer to photovoltaic power stations developed using vast and flat desert land resources. This type of power station has a large scale and is generally larger than electricity with a scale of over 5MW Stations are already very common, and the inverter output of the power station is directly fed into the high-voltage transmission network of 110KV, 330KV or higher voltage levels after being boosted. The environment is flat, and the photovoltaic group The orientation of the components is consistent and unobstructed.



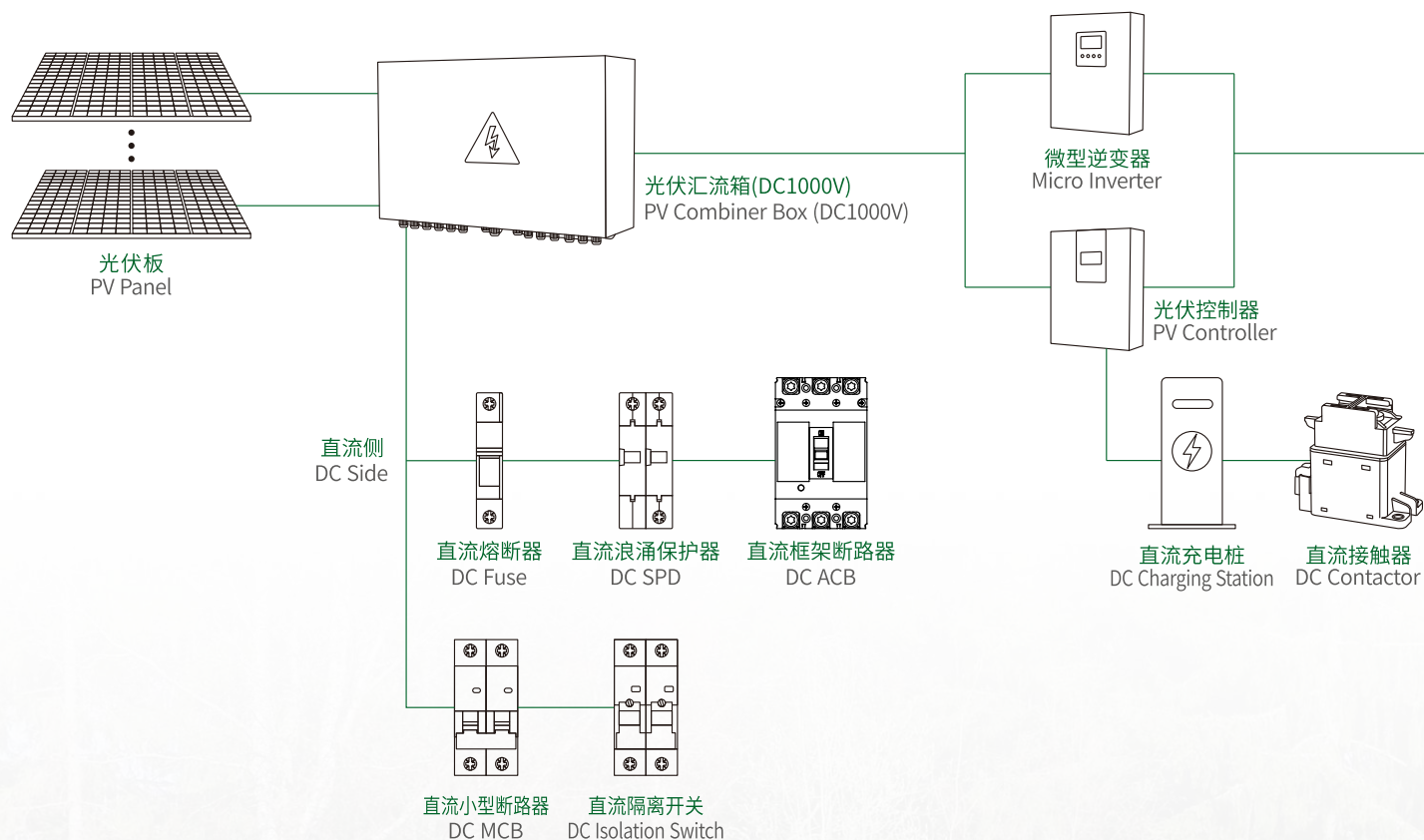
适用范围 APPLICABLE SCOPE

常见于广阔平坦的荒漠地面开发的光伏电站, 110KV, 330KV或更高电压接至高压电网, 电站容量一般5MW~几百MW。

Photovoltaic power plants commonly developed on vast and flat desert land, with 110KV, 330KV or higher voltage connected to the high-voltage power grid, have a capacity of generally 5MW to several hundred MW.

特色优势 CHARACTERISTIC ADVANTAGES

- 忧郁选址更加灵活, 光伏出力稳定性有所增加, 并且充分利用太阳辐射与用电负荷的正调峰特性, 起到削峰的作用。
- 运行方式较为灵活, 相对于分布式光伏可以更方便地进行无功和电压控制, 参加电网频率调节也更容易实现。
- 建设周期短, 环境适应能力强, 不需要水源, 燃煤运输等原料保障, 运行成本低, 便于集中管理, 受到空间的限制小, 可以很容易地实现扩容。
- The melancholic site selection is more flexible, and the stability of photovoltaic output is increased. It also fully utilizes the positive peak shaving characteristics of solar radiation and electricity load, playing a role in peak shaving.
- The operation mode is relatively flexible, making it easier to control reactive power and voltage compared to distributed photovoltaics, and participating in grid frequency regulation is also easier to achieve.
- Short construction cycle, strong environmental adaptability, no need for water sources, coal transportation and other raw material guarantees, low operating costs, easy centralized management, and limited by space, it can easily achieve expansion.



分布式/户用光伏系统解决方案

Distributed/Household Photovoltaic System Solution

概述 SUMMARY

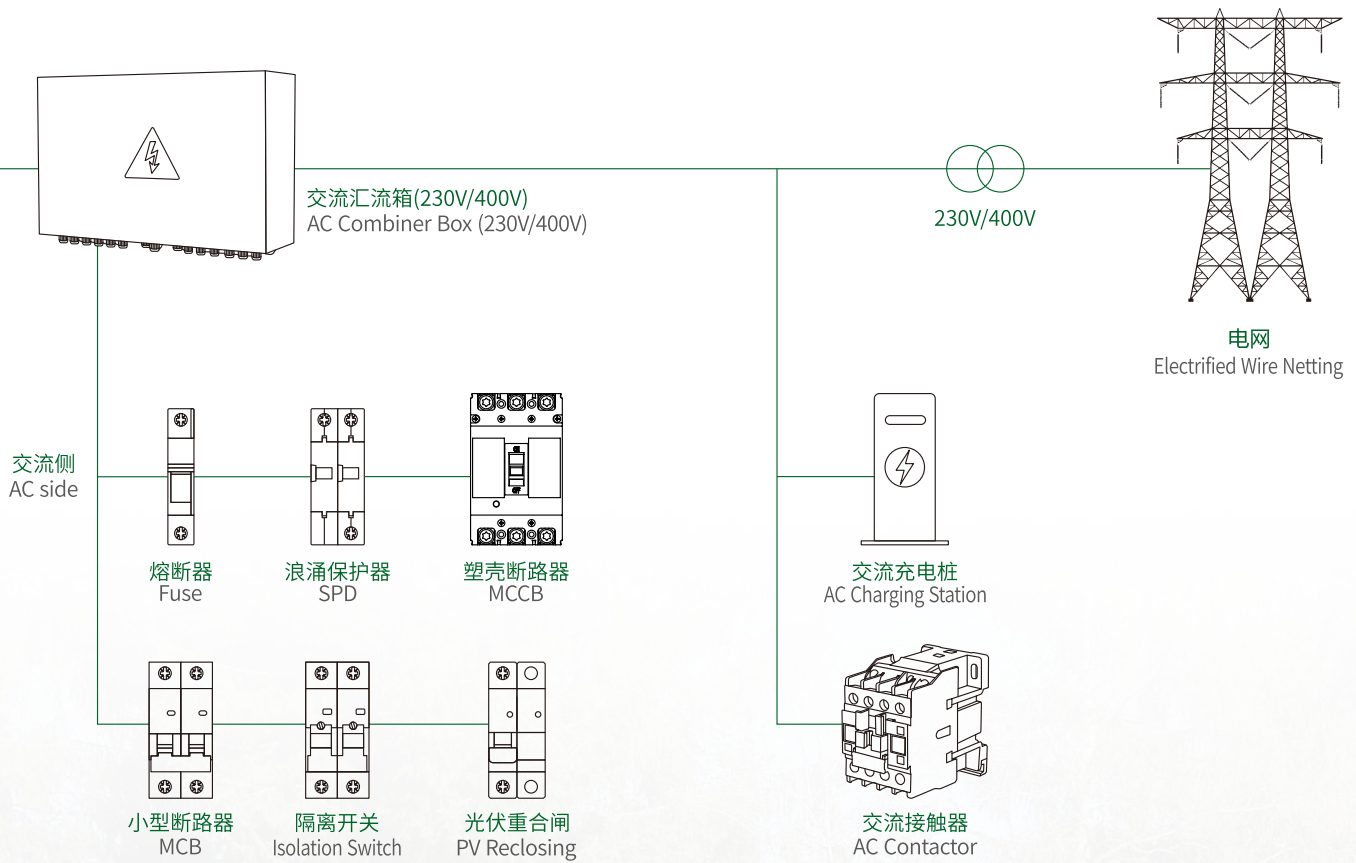
用户屋顶分布式光伏发电通常是指利用居民屋顶、小区别墅、小区停车场等建设的光伏电站，此类光伏电站装机规模小，一般在10KW之内，且发电能主要是供其周围的负载使用，当有多余的电时，通过低压电网把多余的电能卖给国家电网，也就是常说的“自发自用，余电上网”

User rooftop distributed photovoltaic power generation usually refers to photovoltaic power plants built on residential roofs, residential villas, parking lots, etc. These photovoltaic power plants have a small installed scale, usually within 10KW, and the power generation is mainly for the surrounding loads. When there is excess electricity, the excess electricity is sold to the national power grid through the low-voltage power grid, which is commonly known as "spontaneous self use, surplus electricity is connected to the grid"

适用范围 APPLICABLE SCOPE

220V电压等级接入公共电网或用户电网常见于住宅，别墅屋顶，电站容量一般在3~10KW之间。

220V voltage level connection to public or user power grids is commonly found in residential buildings, villas, and rooftops. The capacity of power stations is generally between 3 and 10KW.



特色优势 CHARACTERISTIC ADVANTAGES

- 安装简单方便灵活, 只要在空余的地方就可以安装;
- 国家支持力度高, 接入方便;
- 环保节能, 且经济利益高;
- 投入成本低, 适用于大众。
- Installation is simple, convenient, and flexible, as long as it is installed in a spare place;
- High national support and convenient access;
- Environmental protection, energy conservation, and high economic benefits;
- Low investment cost, suitable for the general public.

▶ SGB5-40P 直流小型断路器(双断点)

SGB5-40P DC MCB(UC, Double breakpoint)




额定电压 Rated Voltage (V)	极数 Pole	额定电流 Rated Current (A)	分断能力 Breaking Capacity Ics(A)
DC 500V	1P	6, 10, 16, 20, 25, 32, 40A	1500A
DC 800V	2P		
DC 1000V	3P		
DC 1500V	4P		

符合标准(Compliance with standards): GB/T 34581、IEC 60898-2

▶ SGB5-80 直流小型断路器(单断点)

SGB5-80 DC MCB(UC, Double breakpoint)



额定电压 Rated Voltage (V)	极数 Pole	额定电流 Rated Current (A)	分断能力 Breaking Capacity Ics(A)
DC 300V	1P	6, 10, 16, 20, 25, 32, 40, 50, 63, 80A	10000A
DC 600V	2P		
DC 900V	3P		
DC 1200V	4P		

符合标准(Compliance with standards): GB/T 14048.2、IEC 60947-2

▶ SC65-63 直流小型断路器

SC65-63 DC MCB



额定电压 Rated Voltage (V)	极数 Pole	额定电流 Rated Current (A)	分断能力 Breaking Capacity Ics(A)
DC 220V	1P	1, 2, 3, 4, 6, 10, 16, 20, 25, 32, 40, 50, 63A	10000A
DC 400V	2P		
DC 600V	3P		
DC 800V	4P		

符合标准(Compliance with standards): GB/T 10963.3、GB/T 10963.2、GB/T 24581、IEC 60898-2

▶ SWM-125 直流小型断路器

SWM-125 DC MCB



额定电压 Rated Voltage (V)	极数 Pole	额定电流 Rated Current (A)	分断能力 Breaking Capacity Ics(A)
DC 24~1100V	1P	40, 50, 63, 80, 100, 125A	10000A
	2P		
	3P		
	4P		

符合标准(Compliance with standards): GB/T 10963.3、GB/T 10963.2、GB/T 34581、IEC 60947.1、IEC 60947.2

▶ SG65-63 直流小型断路器

SG65-63 DC MCB



额定电压 Rated Voltage (V)	极数 Pole	额定电流 Rated Current (A)	分断能力 Breaking Capacity Ics(A)
DC 220V	1P	1、2、3、4、6、 10、16、20、25、 32、40、50、63A	6000A
DC 400V	2P		
DC 600V	3P		
DC 800V	4P		

符合标准(Compliance with standards): GB/T 10963.3、GB/T 10963.2、GB/T 24581、IEC 60898-2

▶ DZ47-63 直流小型断路器

DZ47-63 DC MCB



额定电压 Rated Voltage (V)	极数 Pole	额定电流 Rated Current (A)	分断能力 Breaking Capacity Ics(A)
DC 250V	1P	1、2、3、4、6、 10、16、20、25、 32、40、50、63A	4500A
DC 500V	2P		
DC 750V	3P		
DC 800~1200V	4P		

符合标准(Compliance with standards): GB/T 14048.2、IEC 60947-2

▶ SWS1-40 直流浪涌保护器

SWS1-40 DC SPD



额定电压 Rated Voltage(V)	最大持续运行电压 Maximum Continuous Operating Voltage (Uc)	标称放电电流 Nominal Discharge Current (In)(8/20μs)	最大放电电流 Maximum Discharge Current (Imax)(8/20μs)	保护水平 Protection Level (In)Up	防护等级 Protection Grade
DC 500V	DC 530V	5KA	10KA	≤ 1.5kV	IP20
DC 800V	DC 840V	20KA	40KA	≤ 3.0kV	
DC 1000V	DC 1060V	30KA	60KA	≤ 3.2kV	

▶ SWR-30 直流熔断器

SWR-30 DC FU



额定电压 Rated Voltage (V)	极数 Pole	额定电流 Rated Current (A)	分断能力 Breaking Capacity Ics(A)	安装方式 Installation Method
DC 400~1000V	1P	1、2、3、 4、6、8、10、 12、15、20、 25、30A	25000A	TH-35 导轨安装 TH-35 DIN-Rail Mounting

▶ 外置直流隔离开关 External Dc Isolating Switch




额定工作电压 Rated Working Voltage Ue(V)	额定绝缘电压 Rated Insulation Voltage Ui(V)	额定工作电流 Rated Current In(A)	最大通断切换时间 Maximum On-off Switching Time	按钮 Knob	防护等级 Protection Grade
≤DC 1500V	DC 1500V	16、20、25、32A	≤5ms	可锁 Lockable	IP66

▶ SW6LS-125 剩余电流动作断路器 SW6LS-125 Plastic Case Reclosure



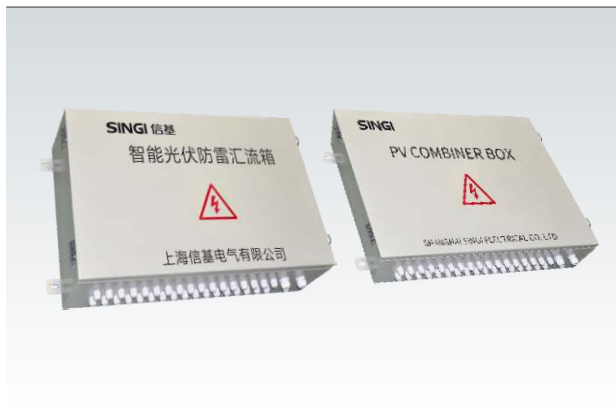
壳架电流 Frame current Inm(A)	极数 Pole	额定工作电压 Rated working voltage Ue(V)	额定绝缘电压 Rated insulation voltage Ui(V)	额定冲击耐受电压 Rated Impulse Withstand Voltage Uimp(kv)	极限短路分断能力 Limit Short-circuit Breaking Capacity Icu(A)	运行短路分断能力 Running Short-circuit Breaking Capacity Ics(A)
125	3P+N	AC400V 50Hz	800	8000	25000	18000

▶ SWM3Z 直流塑壳断路器 SWM3Z DC MCCB



型号 Type	壳架电流 Frame current Inm(A)	额定电流 Rated current In(A)	极数 Pole	额定工作电压 Rated working voltage Ue(V)	额定绝缘电压 Rated insulation voltage Ui(V)	额定冲击耐受电压 Rated Impulse Withstand Voltage Uimp(V)
SWM3Z-250H	250	125、140、160、180、200、225、250A	2	1000	1000	12000
			3	1250	1500	
			3	1500		
SWM3Z-320H	320	280、315、320A	2	1000	1000	
			3	1250	1500	
3	1500					
SWM3Z-400H	400	315、350、400A	4	1000	1500	
SWM3Z-630H	630	400、500、630A	4	1250		
SWM3Z-800H	800	630、700、800A	4	1500		

SWHX光伏汇流箱 SWHX PV Combiner Box



型号 Type	输入路数 Number Of Input Channels	最高输入电压 Maximum Input Voltage(V)	最高输入电流 Maximum Output Current(A)	外形尺寸 Size (WxHxDmm)	防护等级 Protection Grade
SWHX- 8	8路以下 Below 8 circuits	DC 1000	100以下 Below 100	630x500x180	IP65
SWHX- 12	8~12		100/125/160	720x500x180	
SWHX- 16	13~16		160/200	800x500x180	
SWHX- 24	17~24		250	850x500x200	

GNB F01防水配电箱 GNB F01 Waterproof Distribution Box



型号 Type	回路 Loop	材质 material quality				防护等级 Protection Grade	外形尺寸 Size (WxHxDmm)	线缆接口 Size (WxHxDmm)
		面盖面框 Face cover, face frame	底箱 Bottom box	接线端子 Terminal Blocks	导轨 Guide			
GNB F01-4	4	PC	ABS	黄铜 Brass	镀锌板 Galvanized Sheet	IP67	129x102x200	4xφ22
GNB F01-6	6						165x102x200	4xφ22/2xφ32
GNB F01-9	9						219x102x200	4xφ22/4xφ32
GNB F01-12	12						270x102x200	4xφ22/6xφ32
GNB F01-18	18						280x112x230	8xφ22/8xφ32

本产品适用于住房、工厂、车间、户外等场所，使用额定电压不超过400V Ac。产品防护等级为IP67，能达到户外要求，满足防水、防尘、防紫外线等。
(注：防护等级 IP67 为未被开孔安装时所存在的状态)。

This product is applicable to housing, factory, workshop, outdoor and other places, and the rated voltage is not more than 400V Ac. The product protection grade is IP67, It can meet the outdoor requirements and meet the requirements of waterproof, dustproof and ultraviolet protection.
(Note: the protection grade IP67 is the state when it is not installed with holes).

SGK18 刀开关 SGK18 knife switch



刀开关200、400A采用单刀片，600、1000、1500A采用双刀片，2000、3000、4000A采用两组刀片并联组成，所有刀片两侧装有片装弹簧以取得触头压力、且刀片、连接板、触头皆镀锡，用来加强表面保护和改善导线连接的接触电阻。

杠杆传动机构式的刀开关中装有灭弧室，以保证分断负载电路时的安全可靠，且灭弧室由酚醛层压纸板和金属灭弧栅铆合而成，大大增强了刀开关的灭弧能力。

中央正面杠杆传动式的刀开关，为了便于开关板的设计和安装，从200~4000A的纵向安装尺寸皆相同。

刀开关采用统一形式的传动结构，具有可靠的定位装置及明显的断开，闭合指示标志。

刀开关的安装底板有玻板、胶板两种，玻板采用酚醛玻璃纤维模压塑料模压成形，胶板采用酚醛层压纸板，都具有良好的机械强度与介电性能。

Knife switches 200 and 400A use single blades, 600, 1000, and 1500A use double blades, and 2000, 3000, and 4000A use two sets of blades in parallel. All blades are equipped with sheet springs on both sides to obtain contact pressure, and the blades, connecting plates, and contacts are all tin plated to strengthen surface protection and improve the contact resistance of wire connections.

The lever transmission mechanism type knife switch is equipped with an arc extinguishing chamber to ensure safety and reliability when breaking the load circuit. The arc extinguishing chamber is riveted by phenolic laminated cardboard and metal arc extinguishing grid, greatly enhancing the arc extinguishing ability of the knife switch.

The central front lever driven knife switch, in order to facilitate the design and installation of the switch board, has the same longitudinal installation dimensions from 200 to 4000A.

The knife switch adopts a unified transmission structure, with reliable positioning devices and obvious opening and closing indication signs.

There are two types of installation soleplates for knife switches: glass plate and rubber plate. The glass plate is molded using phenolic glass fiber molded plastic, and the rubber plate is made of phenolic laminated cardboard, both of which have good mechanical strength and dielectric properties.



信行天下·基固利他

以诚信服务天下用户，时时改善、夯实基础、认真践行专注、共生、利他的价值观。

Serve users all over the world with integrity, improve and consolidate the foundation from time to time seriously implement the values of focus, symbiosis and altruism

上海信基电气有限公司

地址: 上海市奉贤区庄行欧洲工业园区航南公路7833号
电话: 021-63457222 传真: 021-63457577

SHANGHAI SINGI ELECTRICAL CO. LTD

Add: European Industrial Zone, Zhuanghang, Fengxian District, Shanghai
Tel : +86-021-63457222 Fax : +86-021-63457577

浙江信基电气股份有限公司

地址: 浙江省乐清市经济开发区纬十二路148号东首
电话: 0577-62773155 0577-62668211
传真: 0577-62772155 邮编: 325600
邮箱: singi@188.com 网站: www.singi.cn

ZHEJIANG SINGI ELECTRICAL LLC

Add : East Of No 148 Wei 12th Road, Yueqing Economic Development Zone, Yueqing City, Zhejiang Province, 325600, China
Tel : +86-577-62053322 Fax : +86-577-62772155
Website : www.singi.com E-mail : singi@188.com P.C. : 325600
